



ಬೃಹತ್ ಬೆಂಗಳೂರು ಮಹಾನಗರ ಪಾಲಿಕೆ  
Bruhat Bengaluru Mahanagara Palike



# BBMP COVID-19 WAR ROOM BULLETIN - 02.06.2021

BBMP / COVID-19 WAR ROOM / BULLETIN – 436/ 02.06.2021 / #BBMPfightsCOVID19



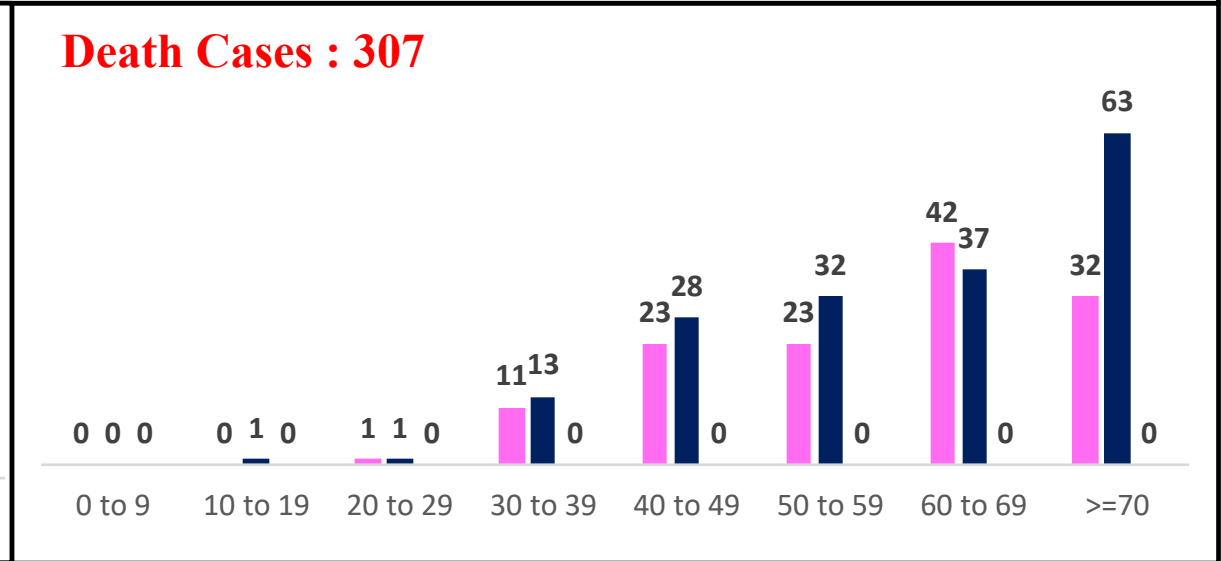
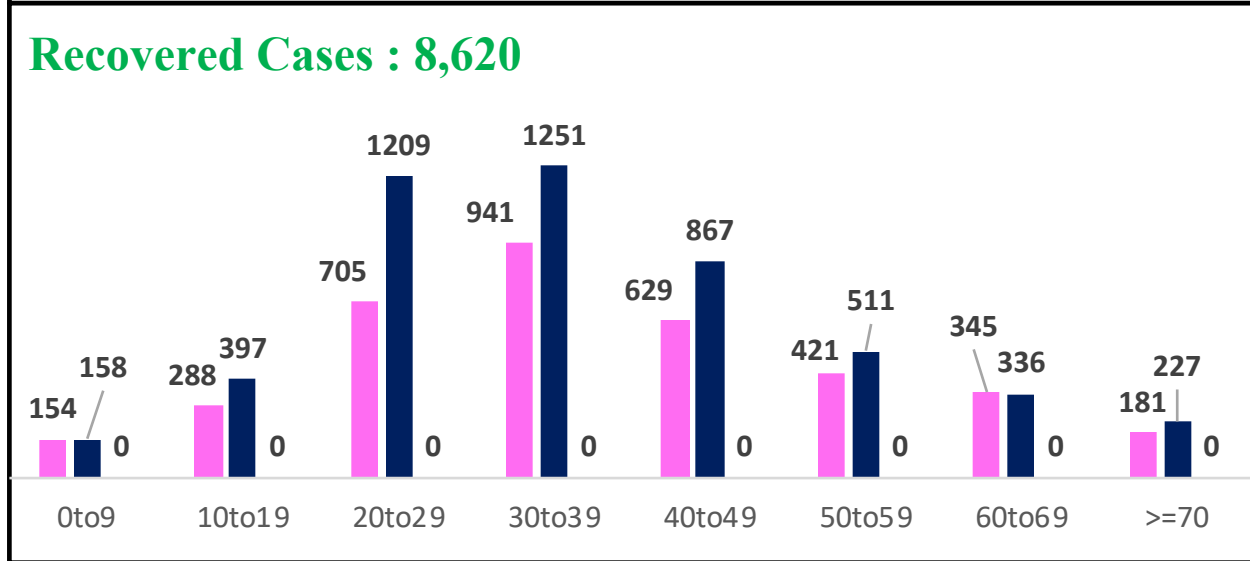
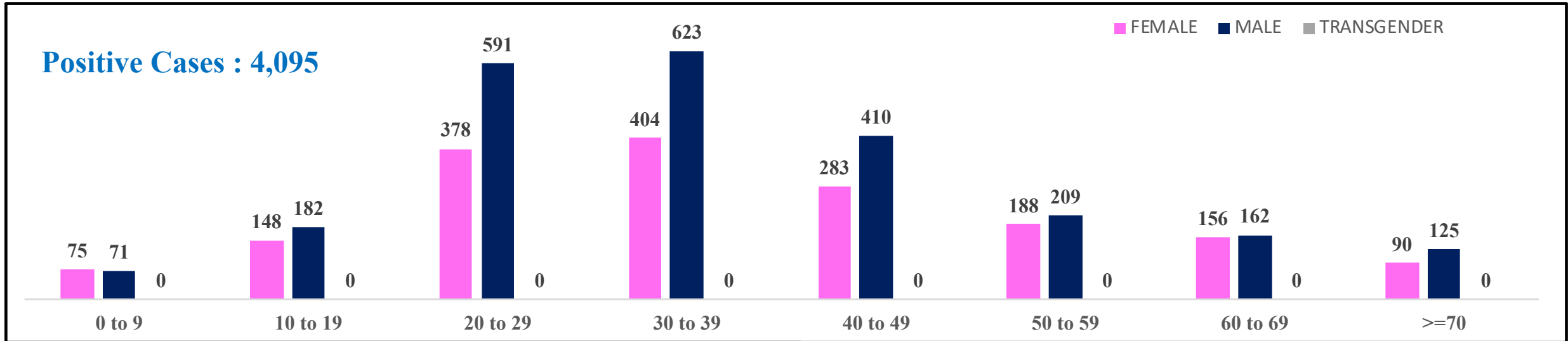
# ABSTRACT OF COVID-19 CASES IN BENGALURU



	MALE	FEMALE	TRANSGENDER	MALE	FEMALE	TRANSGENDER	TOTAL	
	Last 24 Hours	Last 24 Hours	Last 24 Hours	Cumulative	Cumulative	Cumulative	Last 24 Hours	Cumulative
<b>Positive Cases</b>	2,373	1,722	0	6,99,860	4,70,755	127	<b>4,095</b>	<b>11,70,742</b>
<b>Recovered Cases</b>	4,956	3,664	0	6,10,196	4,07,652	94	<b>8,620</b>	<b>10,17,942</b>
<b>Death Cases</b>	175	132	0	8,881	5,045	4	<b>307</b>	<b>13,930</b>
<b>Total Tests Done</b>	<b>In Last 24 hrs : 65,480</b>				<b>Cumulative : 1,29,82,810</b>			
<b>ACTIVE CASES</b>					<b>1,38,870</b>			



# LAST 24 HOURS AGE GROUP AND GENDER WISE DISTRIBUTION





# SNAPSHOT OF BENGALURU COVID-19 CASES IN LAST 8 WEEKS



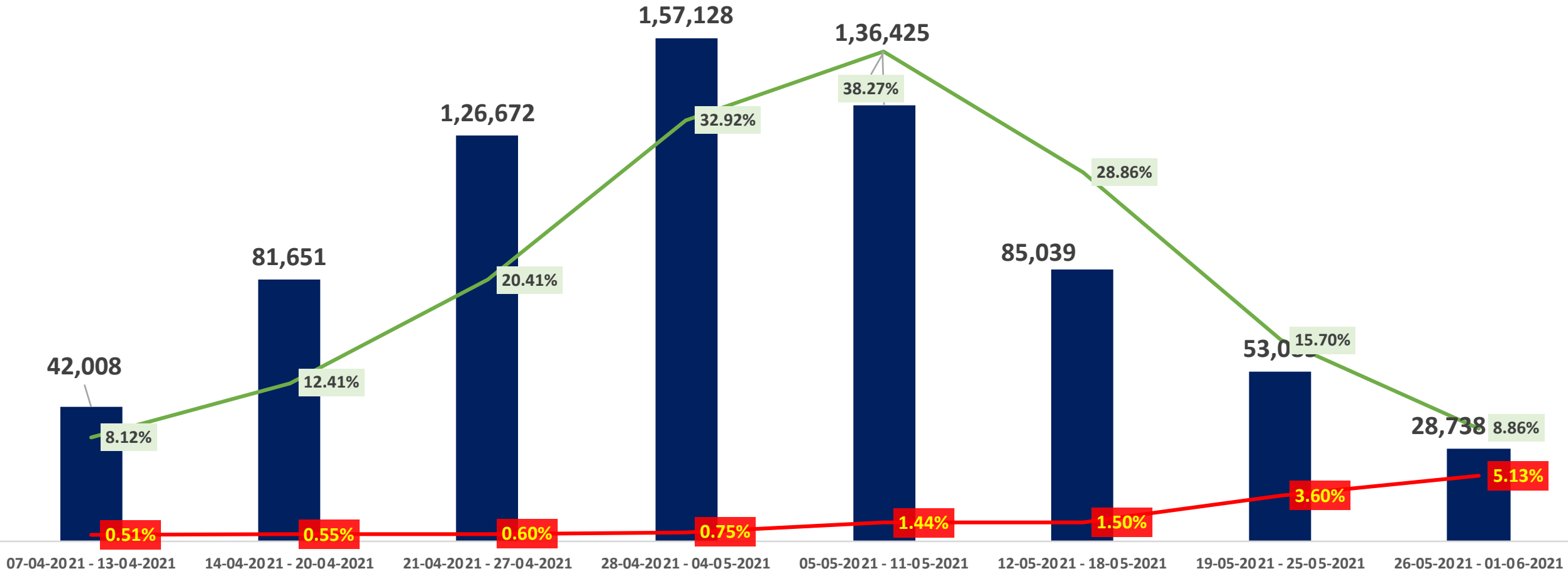
	07/04/21 TO 13/04/21	14/04/21 TO 20/04/21	21/04/21 TO 27/04/21	28/04/21 TO 04/05/21	05/05/21 TO 11/05/21	12/05/21 TO 18/05/21	19/05/21 TO 25/05/21	26/05/21 TO 01/06/21
<b>Total Positive Cases</b>	42,008	81,651	1,26,672	1,57,128	1,36,425	85,039	53,085	28,738
<b>Total Recovered Cases</b>	14,415	19,475	26,657	71,624	87,162	1,21,103	1,67,099	90,899
<b>Total Death Cases</b>	215	449	757	1,177	1,959	1,274	1,912	1,474
<b>Case Fatality Rate</b>	0.51%	0.55%	0.60%	0.75%	1.44%	1.50%	3.60%	5.13%
<b>Total Tests Conducted</b>	5,17,331	6,58,153	6,20,787	4,77,239	3,56,486	2,94,633	3,38,040	3,24,180
<b>Positivity Rate</b>	8.12%	12.41%	20.41%	32.92%	38.27%	28.86%	15.70%	8.86%



# POSITIVITY AND MORTALITY RATE OF BENGALURU – LAST 8 WEEKS

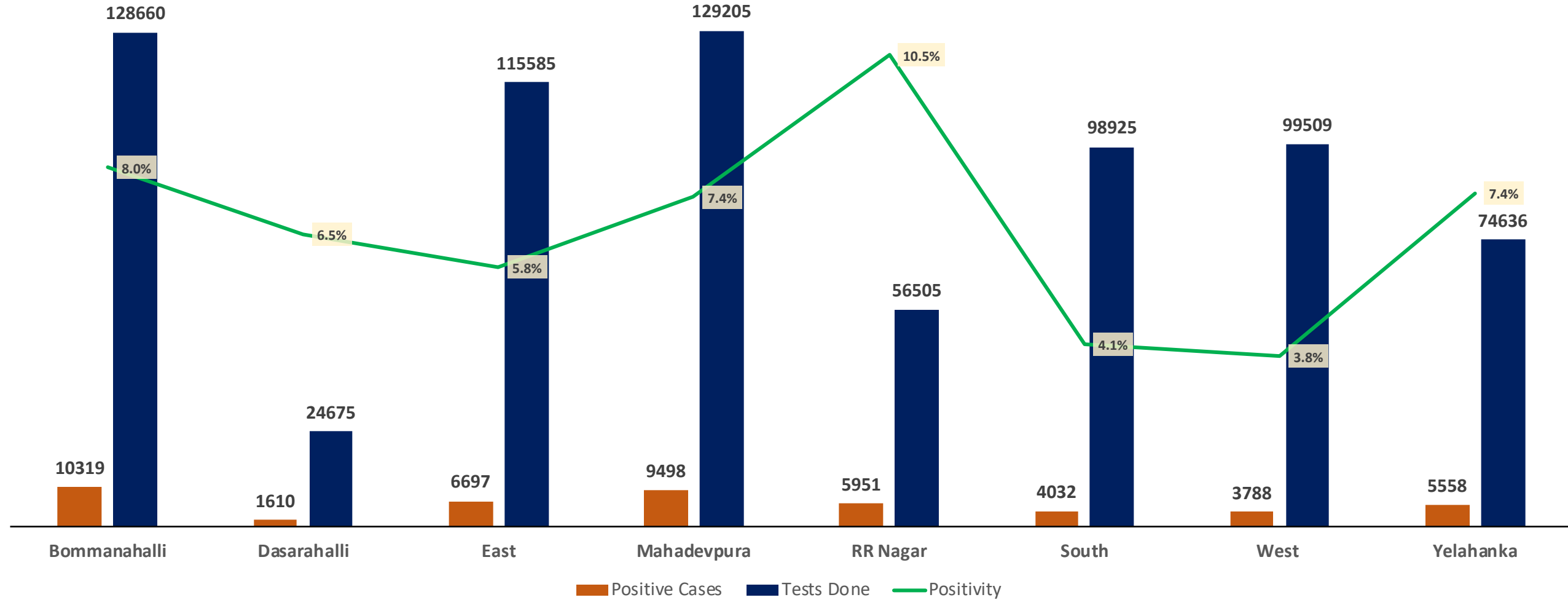


■ Total Positive Cases    — Case Fatality Rate    — Positivity Rate



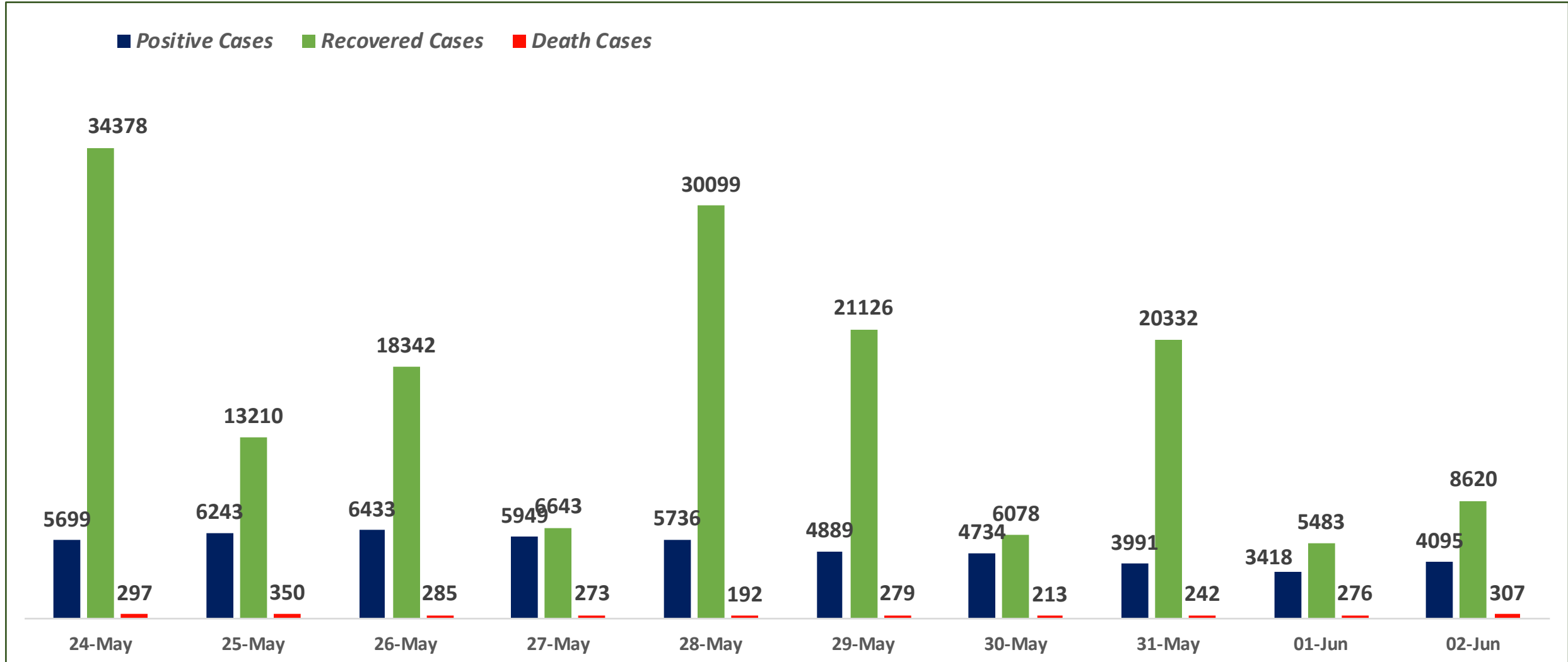


# ZONE WISE POSITIVITY TREND IN LAST 10 DAYS





# SNAPSHOT OF POSITIVE, RECOVERED AND DEATH CASES OVER LAST 10 DAYS ACROSS BBMP ZONES

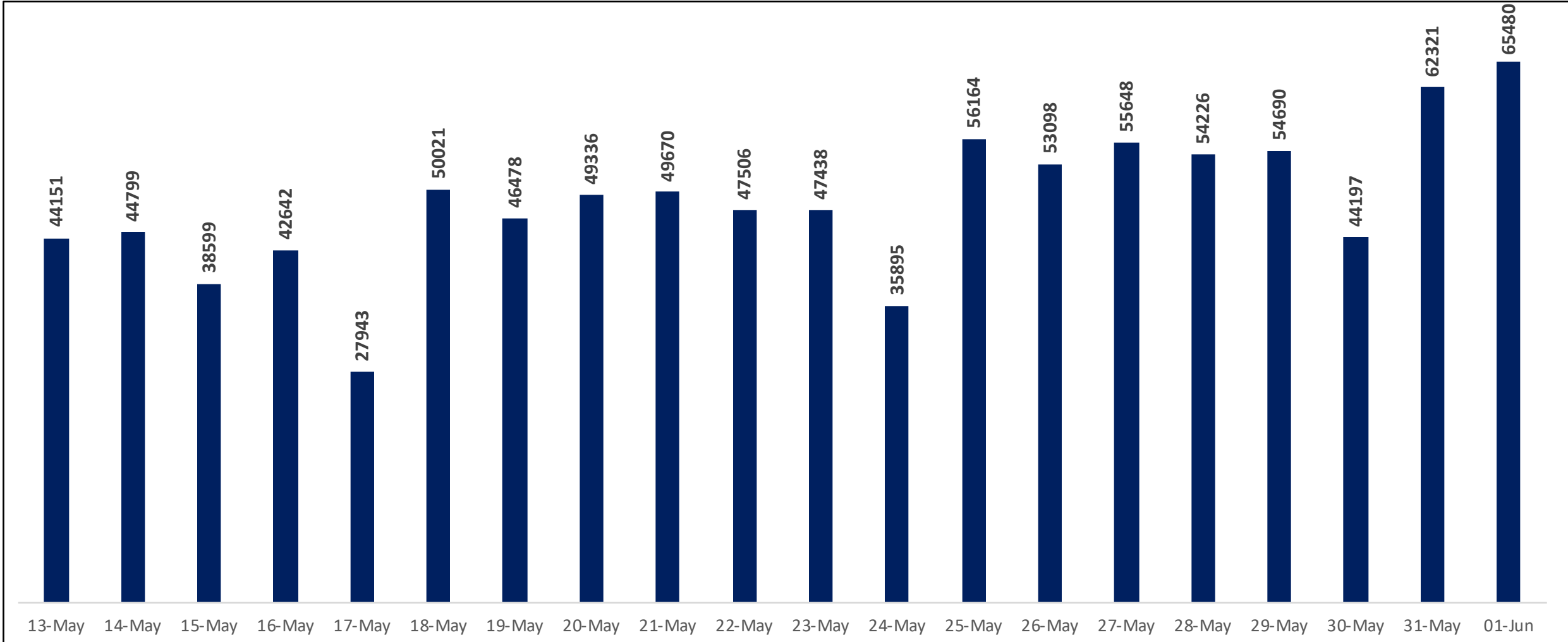




# TESTING TRENDS IN BENGALURU



Total Test Conducted Till Date	Test Conducted Last 24 hours
1,29,82,810	65,480





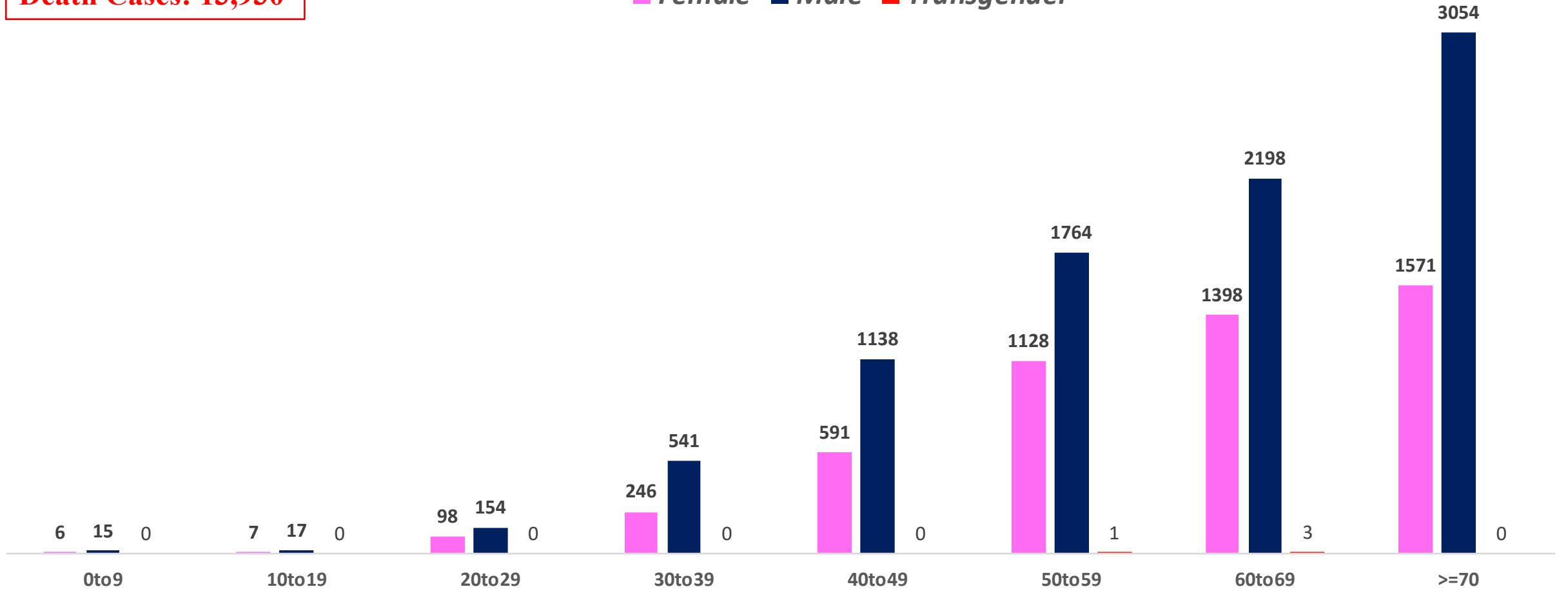


# AGE AND GENDER WISE DISTRIBUTION OF DEATH CASES



**Death Cases: 13,930**

■ Female ■ Male ■ Transgender

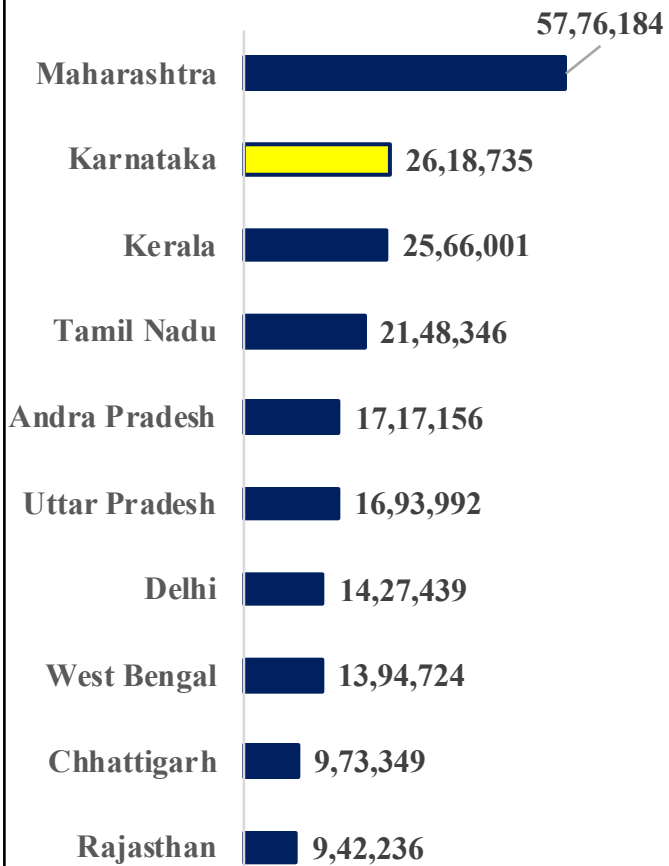




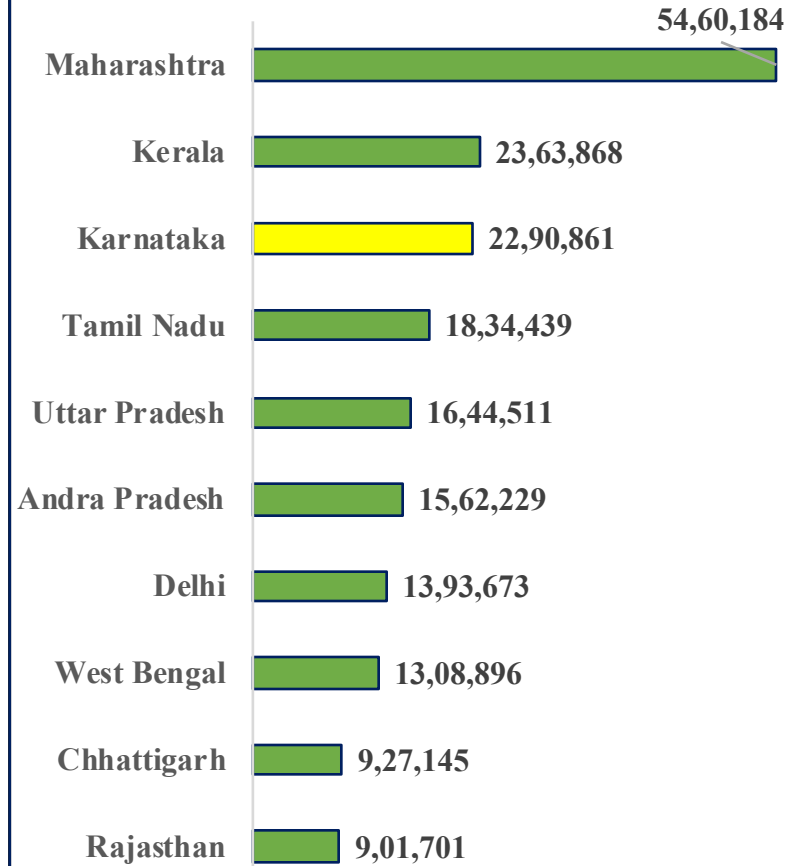
# TOP 10 COVID19 AFFECTED INDIAN STATES AS ON 01.06.2021



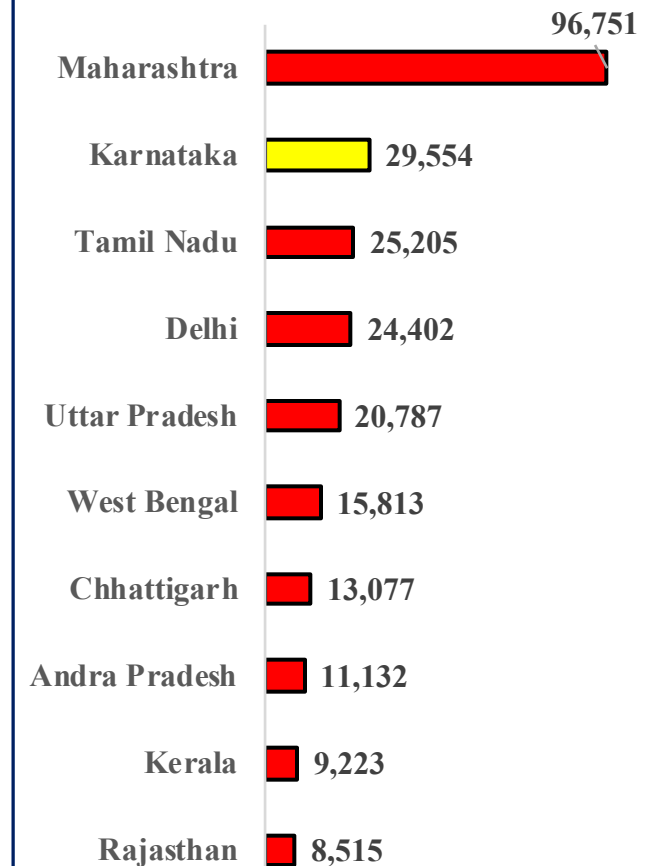
## Total Positive Cases



## Total Recovered Cases

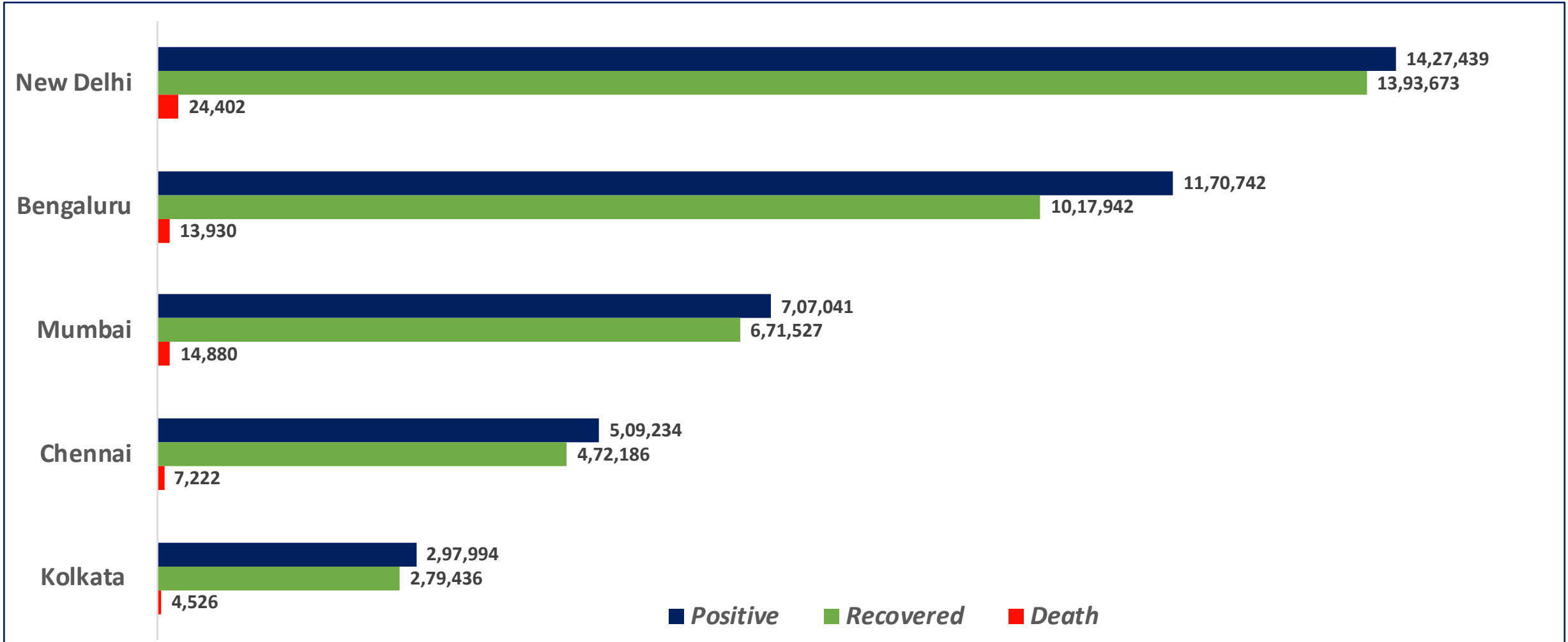


## Total Death Cases



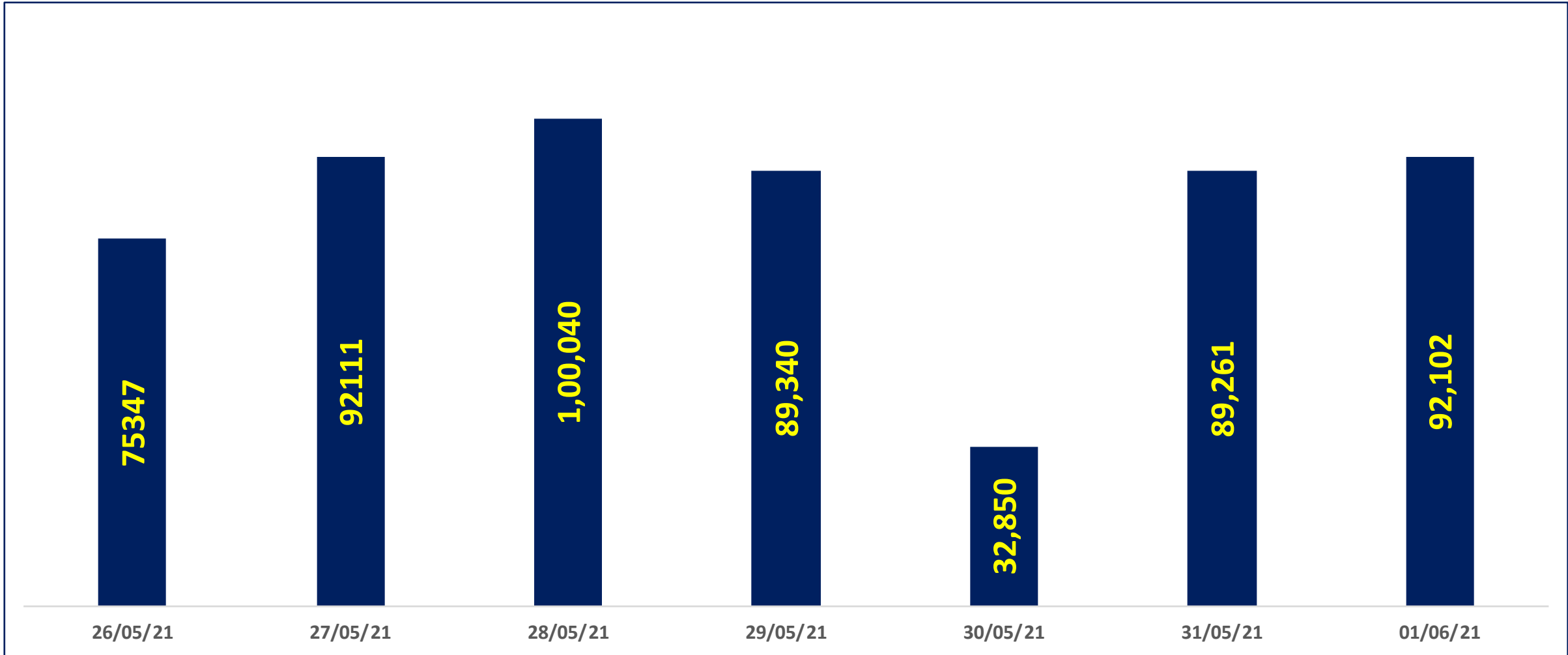


# BENGALURU AND METROPOLITIAN CITIES AS ON 01.06.2021





# TOTAL VACCINATION DONE IN LAST 7 DAYS





# COVID BED STATUS AS ON 02.06.2021



SR. NO.	Facility Type	No. of Hospital	Total Allocated Beds for C+ Patients					Occupied Beds for C+ Patients					Net Available Beds for C+ Patients				
			Gen Beds	HDU	ICU Beds	ICU-V	Total	Gen Beds	HDU	ICU Beds	ICU-V	Total	Gen Beds	HDU	ICU Beds	ICU-V	Total
1	Government Medical Colleges	4	60	615	63	82	820	10	239	63	82	394	50	376	0	0	426
2	Government Hospitals	16	673	216	70	147	1,106	288	143	69	142	642	385	73	1	5	464
3	Private Medical Colleges	12	4,002	2,412	144	210	6,768	230	805	124	194	1,353	3,772	1,607	20	16	5,415
4	Private Hospitals	143	2,611	1,734	325	213	4,883	759	1,085	288	201	2,333	1,852	649	37	12	2,550
5	Covid Care Centre	60	1,676	1,358	-	-	3,034	574	181	-	-	755	1,102	1,177	-	-	2,279
<b>Total Beds</b>		<b>235</b>	<b>9,022</b>	<b>6,335</b>	<b>602</b>	<b>652</b>	<b>16,611</b>	<b>1,861</b>	<b>2,453</b>	<b>544</b>	<b>619</b>	<b>5,477</b>	<b>7,161</b>	<b>3,882</b>	<b>58</b>	<b>33</b>	<b>11,134</b>



# SNAPSHOT OF COVID-19 CASES IN BENGALURU URBAN



**Total Wards With  
>100 Cases\* :  
136**

**Tests Conducted  
On 01.06.2021:  
65,480**

**Recovery  
Rate:  
86.95%**

**Total  
Active Cases :  
1,38,870**

**Total Vaccinated on  
01.06.2021:  
92,102**

**Positivity  
Rate\* :  
8.86%**

**Active  
Rate:  
11.86%**

**Case  
Fatality Rate\* :  
5.13%**



\*Total positive cases In the past 10 days

\*CFR and positivity is for last 7 days



ಬೃಹತ್ ಬೆಂಗಳೂರು ಮಹಾನಗರ ಪಾಲಿಕೆ  
Bruhat Bengaluru Mahanagara Palike



<b>Download BBMP Bulletin</b>	<a href="https://apps.bbmpgov.in/covid19/mediabulletin.php">https://apps.bbmpgov.in/covid19/mediabulletin.php</a>
<b>For BBMPCovid19 Bed Status:</b>	<a href="https://apps.bbmpgov.in/covid19/en/Bedstatus.php">https://apps.bbmpgov.in/covid19/en/Bedstatus.php</a>
<b>To register for vaccination :</b>	<a href="https://selfregistration.cowin.gov.in/">https://selfregistration.cowin.gov.in/</a>
<b>BBMP COVID19 Dashboard:</b>	<a href="https://apps.bbmpgov.in/covid19/">https://apps.bbmpgov.in/covid19/</a>
<b>Follow us on:</b>	 <a href="http://www.facebook.com/bbmp.comm1/">www.facebook.com/bbmp.comm1/</a>
	 <a href="https://twitter.com/BBMPCOMM">twitter.com/BBMPCOMM</a>

Issued by:

**Honorable Chief Commissioner, BBMP  
Special Commissioner Health & IT, BBMP  
MD, Bengaluru Smart City Limited**

**THANK YOU !**



**Stay negative and be positive! We are winning!**  
The number of people discharging is increasing  
than the people getting infected.

